



Cert. No. LRQ 0963008

ISO 9001

# spirax sarco

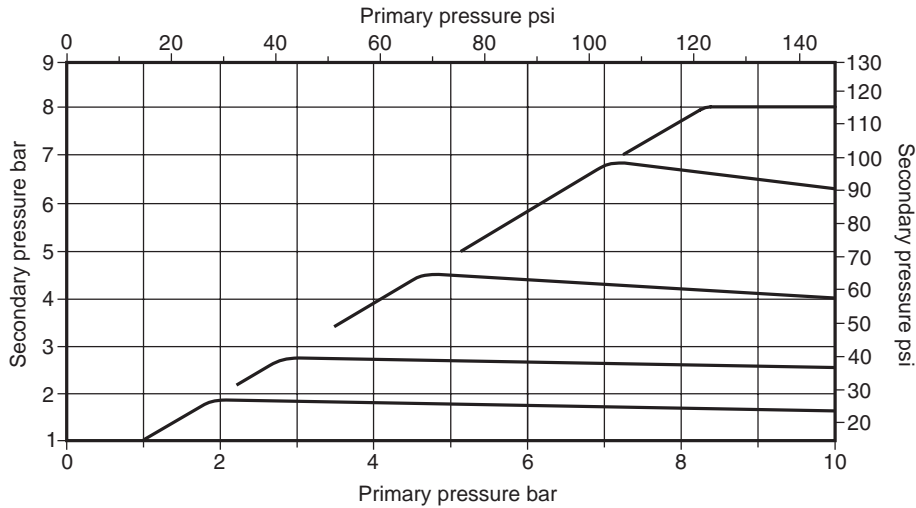
TI-P510-02

CH Issue 3

## IP2, IP2A and IP2D Spirax-Monnier

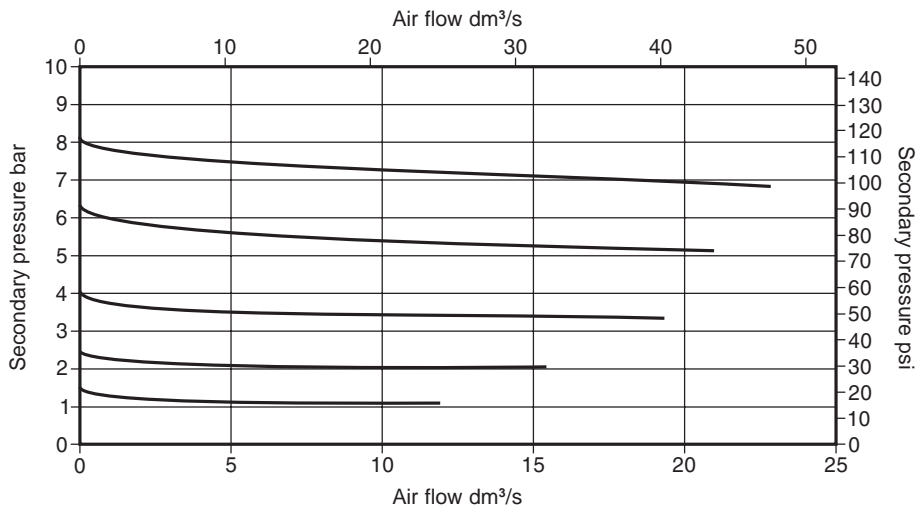
### International Compressed Air Filter/Regulator

**Performance** with primary pressure 10 bar

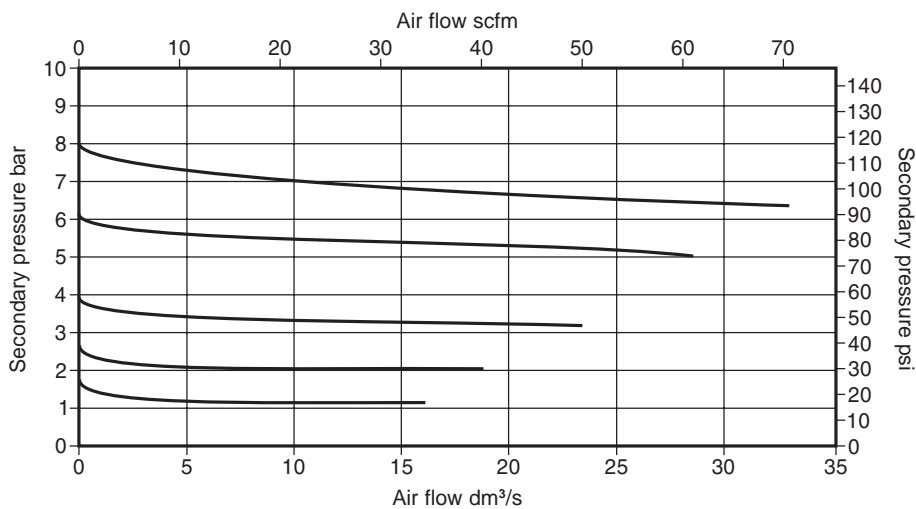


### Regulation

1/4" and 3/8"



1/2"



Local regulations may restrict the use of this product to below the conditions quoted.  
In the interests of development and improvement of the product, we reserve the right to change the specification.

## Spare parts

The spare parts available are detailed below. No other parts are supplied as spares.

### Available spares

Pressure control spring set - State pressure range	E, F, O
Valve and diaphragm assembly	G, H, J, K, L, M
Bowl assembly including appropriate drain - State polycarbonate or metal (with or without sight level)	A, B
Element set (packet of 3 of each)	B, C, (P)*
Auto drain	W, W1

\*Only used on IP2, IP2A and IP2D

### How to order spares

Always order spares by using the description given in the column headed 'Available spares' and state the size and type of unit.

**Example:** 1 off Pressure control spring set (0.5 - 10 bar) for a 1/4" IP2 Spirax-Monnier international compressed air filter/regulator.

### Conversion kit 7

To convert a manual drain (IP2) or dump valve (IP2D) into an automatic drain model (IP2A). Conversion kit 7 and an auto-drain are required.

Distance piece	A1
'O' ring seal for distance piece and bowl	B1 (2 off)

### Safety information, installation and maintenance

For full details see the Installation and Maintenance Instructions (IM-P510-04) supplied with the product.

#### Warning:

Polycarbonate bowls are attacked by phosphate ester fluids, solvents, paint thinners and carbon tetrachloride. These and similar substances should never be allowed to come into contact with the bowl. Certain compressor lubricating oils also contain additives harmful to polycarbonate and, where there is any doubt, we recommend, in the interest of safety that a bowl guard be fitted.

#### Installation note:

Fit into a horizontal pipeline with the air flow in the direction of the arrow, and bowl vertically downwards. The compressed air filter/regulator should be fitted as close as possible to the unit it is serving. A pressure gauge fitted to one of the ports is recommended (to show the secondary pressure). The port(s) not used should be blanked off with the plugs (P) supplied (Please note that item P is an available spare, see Element set).

### Metal bowl with sight level for IP2, IP2A and IP2D

