



Cert. No. LRQ 0963008

ISO 9001

spirax/sarco

IL1

TI-P059-01
 CH Issue 4


International Symbol

Spirax-Monnier

International Compressed Air Lubricator

Description

The IL1 Spirax-Monnier international compressed air lubricator injects oil at a controlled rate into compressed air for the lubrication of pneumatic equipment.

Principal features:

- Once set, compensates for varying air flowrates.
- Oil injected to give maximum atomisation.
- Operates over a wide range of pressures and flowrates.
- Easy sensitive adjustment.
- For line, bracket or panel mounting.
- Polycarbonate bowl to BS 6005.
- Polycarbonate or metal bowl.
- Easy fit metal bowl guard available.
- Internal and external high quality black epoxy finish.
- Metal bowl, option of sight level.

Optional extras

For further technical information regarding the following options see page 2:

- Type 21 mounting bracket.
- Metal bowl.
- Bowl guard.

Sizes and pipe connections

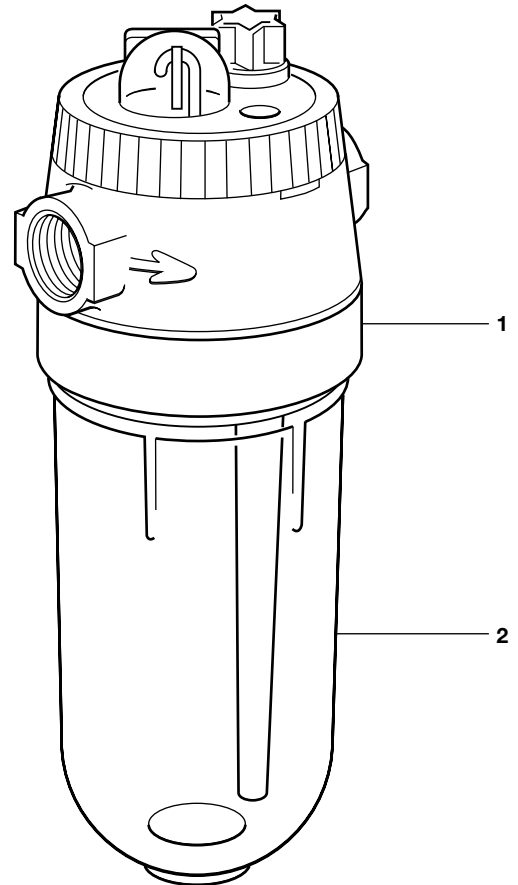
1/2" screwed BSP (BS 21-Rp) supplied with 1/4" and 3/8" BSP reducing bushes (1 x pair per size).

Operating limits

Maximum working pressure	Polycarbonate bowl	10 bar g
	Metal bowl	17 bar g
Maximum working temperature	Polycarbonate bowl	50°C
	Metal bowl	70°C

Materials

No.	Part	Material
1	Head	Zinc alloy - Epoxy coated
2	Bowl	Polycarbonate or Aluminium (Epoxy coated)



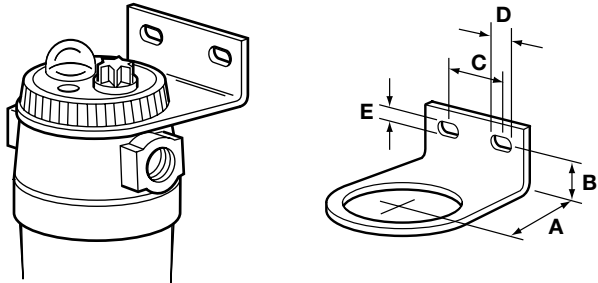
Optional extras

Type 21 mounting bracket

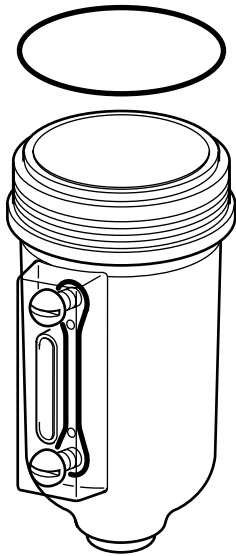
A zinc plated mild steel bracket which is attached to the lubricator by the screwed fascia cap.

Dimensions (approximate) in mm

A	B	C	D	E
44	19	32	12	6

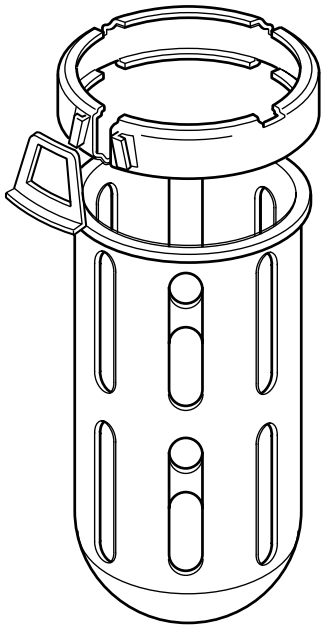


Metal bowl
with sight level



Bowl guard

In the interest of safety Spirax Sarco recommend that a bowl guard should be fitted to polycarbonated bowls - see the 'Warning' under 'Safety information, installation and maintenance'.

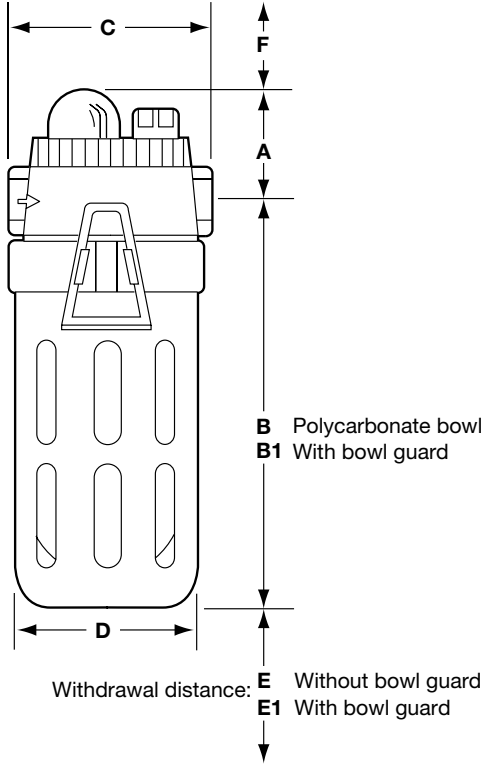


Dimensions, capacity and weight
(approximate) in mm, ml and kg

Polycarbonate bowl

A	B	B1	C	D	E	E1	F	Bowl capacity	Weight
37	128	136	78	62	30	82	16	150	0.45

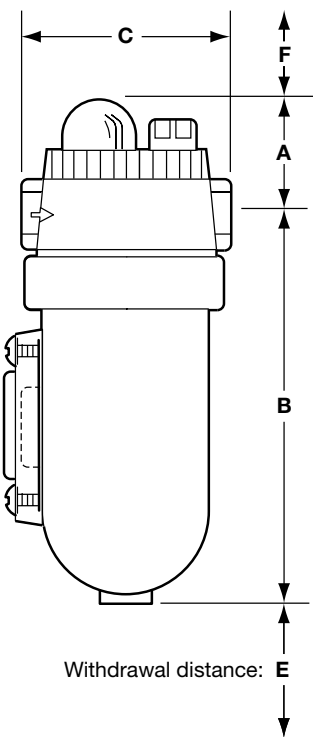
Polycarbonate bowl
with bowl guard



Metal bowl

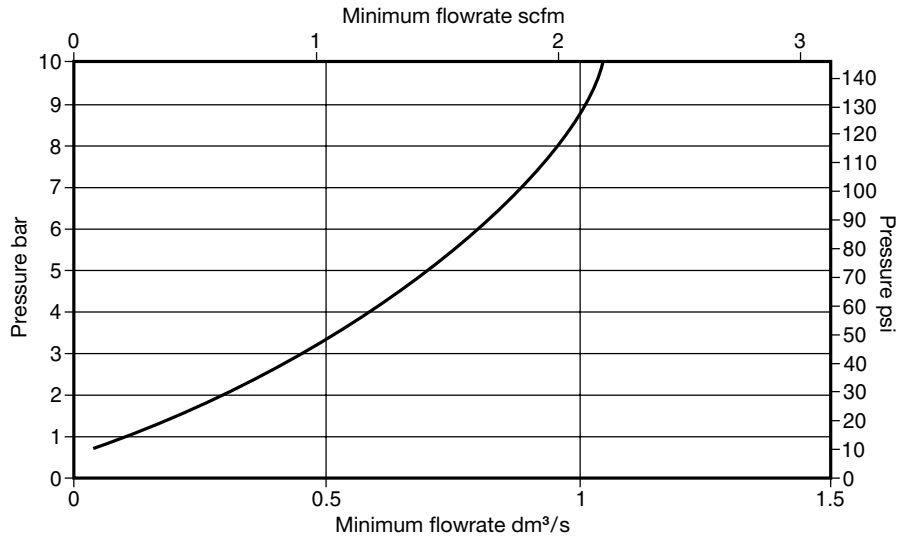
A	B	C	D	E	F	Bowl capacity	Weight
37	128	78	62	30	16	150	0.50

Metal bowl

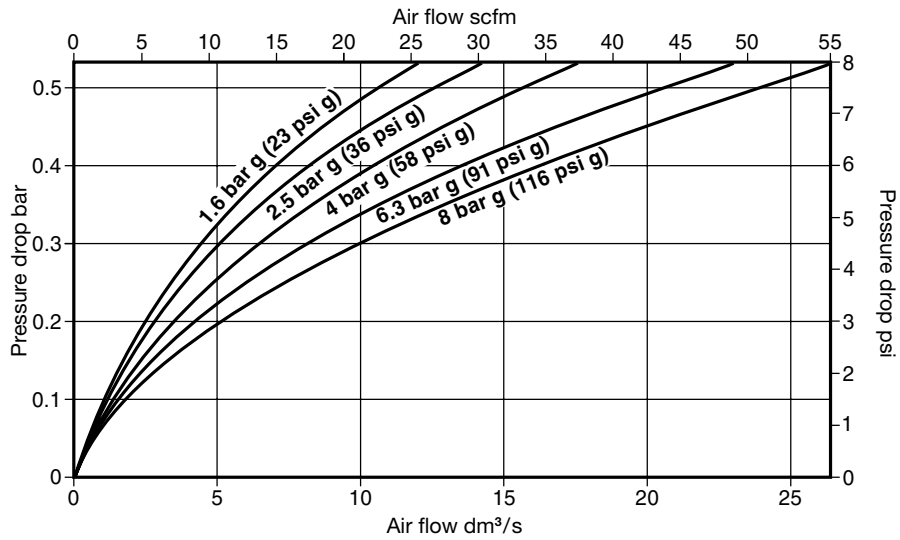


Performance

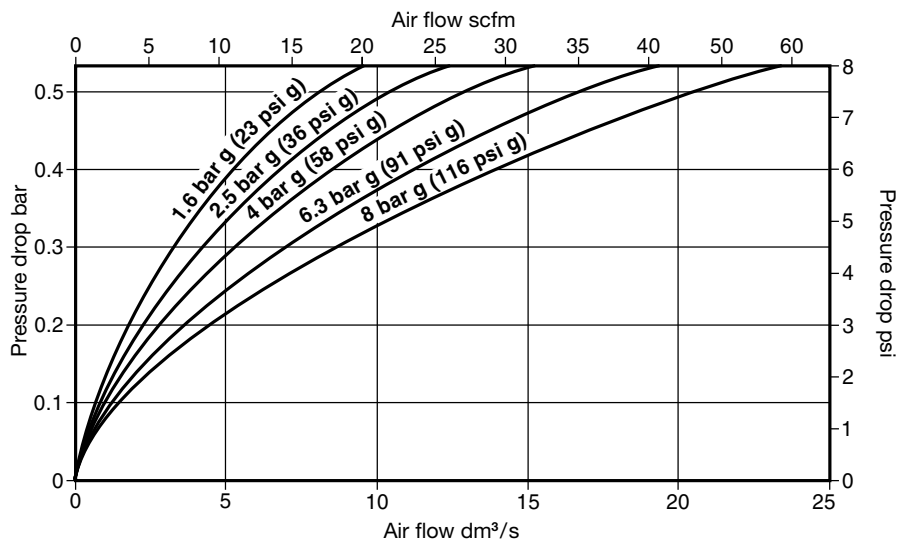
**Minimum
flowrate
to actuate
lubricator**



**Standard
1/2" connection**



**With 1/4" and
3/8" reducing
bushes fitted**



Safety information, installation and maintenance

For full details see the Installation and Maintenance Instructions (IM-P059-05) supplied with the product.

Warning:

Polycarbonate bowls are attacked by phosphate ester fluids, paint thinners and carbon tetrachloride. These and similar substances should never be allowed to come into contact with the bowl. Certain compressor lubricating oils also contain additives harmful to polycarbonate and, where there is any doubt, we recommend, in the interest of safety that a metal bowl or bowl guard be fitted.

Lubricant:

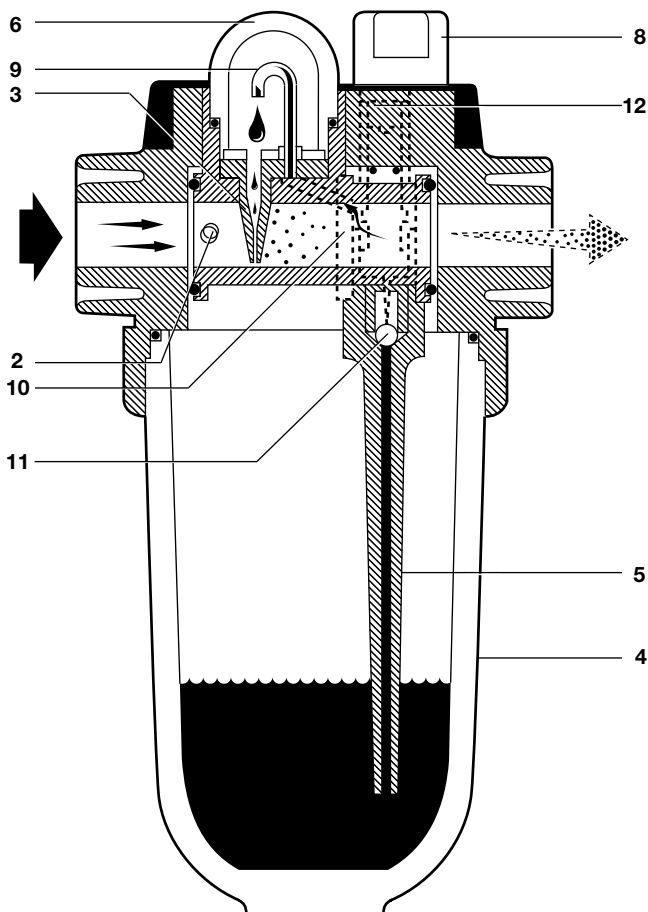
The oil used must be compatible with the equipment being served by the lubricator and with the materials of construction of the lubricator itself. Generally the oil will be of the free fogging type in the viscosity rang of 7.5 to 64 centistokes (45 to 280 seconds Redwood No. 1) at 38°F.

Installation note:

Fit into a horizontal pipeline with the air flow in the direction of the arrow and bowl vertically downwards. The lubricator should be fitted as close as possible to the unit it is serving. A Spirax-Monnier international filter (MF2) should be fitted upstream to prevent any contaminants reaching the system to be lubricated. Panel mounting - The panel must not exceed 3 mm thick. The required hole is 48 mm diameter.

How does it work

Air entering the lubricator pressurises the bowl through the orifice (2). Air passing the flapper valve (3) causes a slight pressure reduction which is sensed through a small hole in the flapper valve itself. This lower pressure is sensed in the sight dome (6). Due to the difference in pressure between the main bowl (4) and the sight dome (6) oil is forced up through the feed tube (5) past the non-return valve (11), through the oil metering chamber (10) into the drip tube (9) and then out through the flapper valve (3) where it enters the main air stream. All the oil seen passing through the sight dome (6) is fed by the flapper valve into the main air stream where it is atomised.



How to order

Example: 1 off Spirax-Monnier 1/2" screwed BSP IL1 international compressed air lubricator. Accessories must be specified seperately.

Note: The product will be supplied with a polycarbonate bowl as standard. If a metal bowl is required (with or without sight level) it must be clearly specified on the order.

Spare parts

The spare parts available are detailed below. No other parts are supplied as spares.

Available spares

Bowl assembly state polycarbonate or metal (with or without sight level)	A, B
Sight dome and filler plug assembly	O, P, Q, R, S, T

How to order spares

Always order spares by using the description given in the column headed 'Available spares' and state the size and type of unit.

Example: 1 off Polycarbonate bowl assembly for a 1/2" IL1 Spirax-Monnier international compressed air lubricator.

