



Cert. No. LRQ 0963008

ISO 9001

# spirax/sarco

## MF2

**TI-P050-05**  
 CH Issue 4
Manual  
Drain

International Symbol

## Spirax-Monnier Miniature Compressed Air Filter

### Description

The MF2 Spirax-Monnier miniature compressed air filter provides high quality compressed air for general purpose pneumatic applications.

#### Principal features:

- Compact unit suitable where space is limited and air flow is small.
- Multi-bladed whirl disc for improved moisture separation.
- Polycarbonate bowl to BS 6005.
- Easy fit bowl guard available.
- Long life 5 µm element.
- Black epoxy finish for improved protection.

#### Optional extras

For further technical information regarding the following options see page 2:

- Type 3 mounting bracket.
- Bowl guard.

### Sizes and pipe connections

1/4" screwed BSP (BS 21-Rp).

### Operating limits

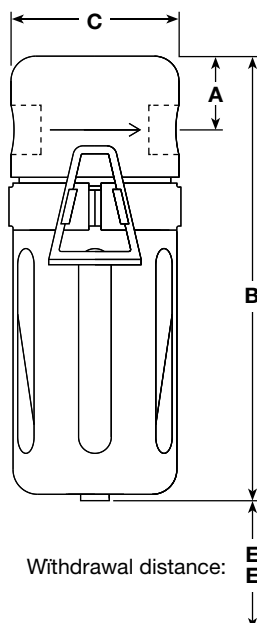
Maximum working pressure	10 bar g
Maximum working temperature	50°C

### Materials

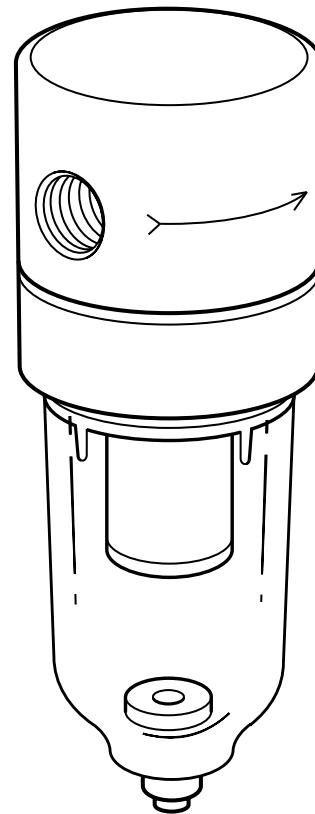
Part	Material
Bowl	Polycarbonate
Head	Aluminium
Element	Sintered polypropylene
Seals	Nitrile rubber
Bowl guard	Aluminium

### Dimensions (approximate) in mm and kg

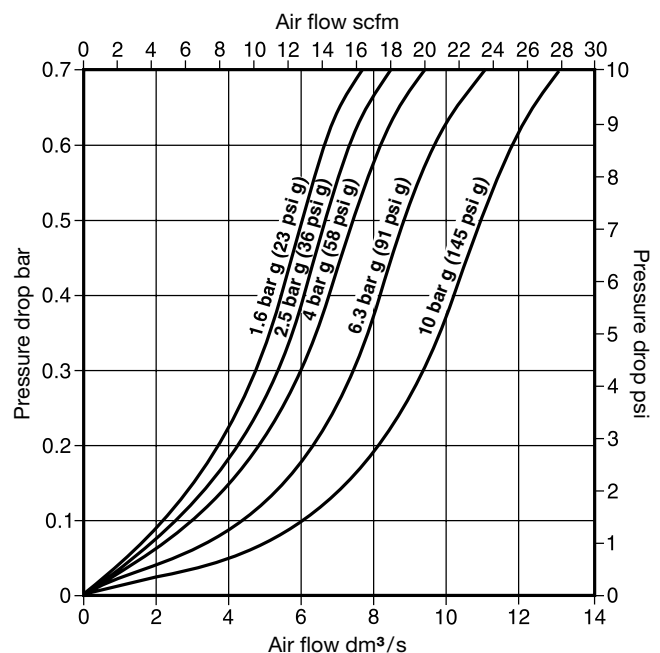
A	B	C	E	E1	Weight
18	108	41	25	45	0.155



Withdrawal distance: **E** Without bowl guard  
**E1** With bowl guard



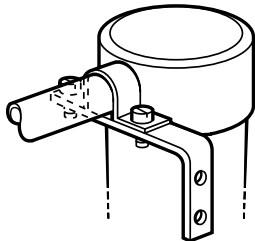
### Capacities



## Optional extras

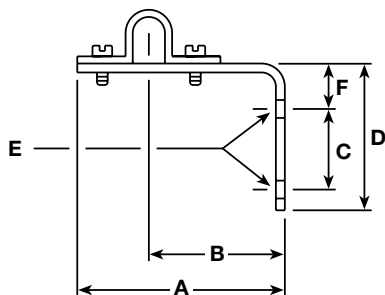
### Type 3 mounting bracket

This is a zinc plated, mild steel angle bracket which can be attached to any flat surface by means of screws or bolts.



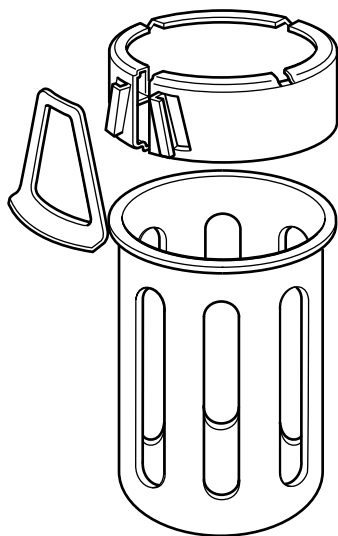
Dimensions (approximate) in mm

A	B	C	D	E	F
58	38	22.2	41	5	12.7



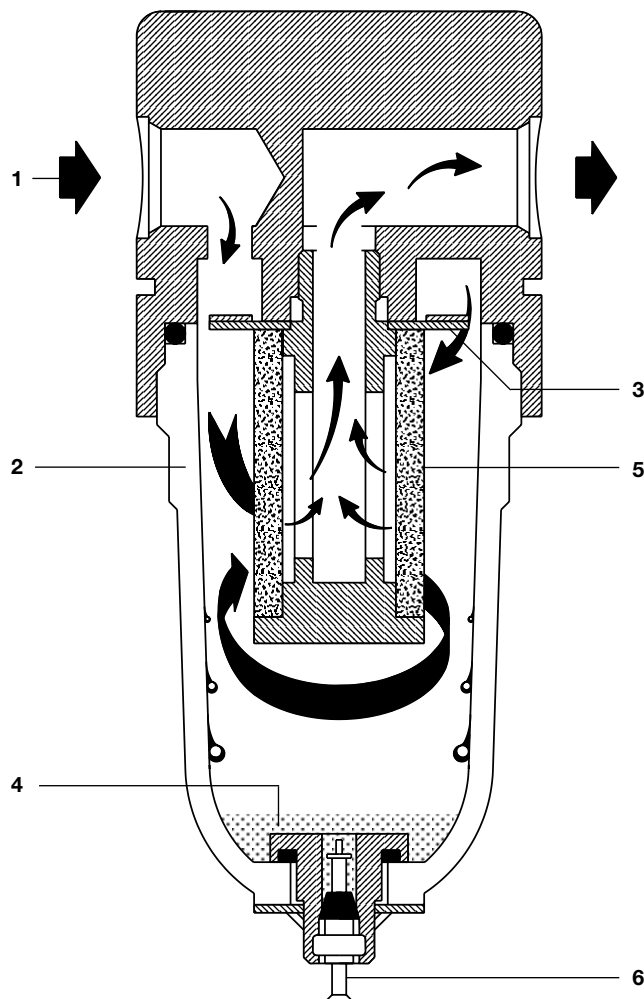
### Bowl guard

In the interest of safety Spirax Sarco recommend that a bowl guard should be fitted - see the 'Warning' under 'Safety information, installation and maintenance'.



## How does it work

The Spirax-Monnier MF2 filter combines the advantages of a centrifugal separator and a fine mesh filter. Contaminated compressed air (1) is directed onto the inside of the bowl (2) by the multi-bladed whirl disc (3). This preliminary separation allows most of the liquids and the larger solid particles to pass down into the sump (4) away from any turbulence. The air is then filtered by the 5 micron element (5) before passing into the system. Ensure that the bowl is regularly drained by means of the quick action drain valve (6).



## Safety information, installation and maintenance

For full details see the Installation and Maintenance Instructions (IM-P050-19) supplied with the product.

### Warning:

Polycarbonate bowls are attacked by phosphate ester fluids, solvents, paint thinners and carbon tetrachloride. These and similar substances should never be allowed to come into contact with the bowl. Certain compressor lubricating oils also contain additives harmful to polycarbonate and, where there is any doubt we recommend, in the interests of safety, that a bowl guard should be fitted.

### Installation note:

Fit into a horizontal pipeline with the air flow in the direction of the arrow and the bowl vertically downwards, as close as possible to the equipment it is protecting.

## How to order

**Example:** 1 off Spirax-Monnier MF2 miniature compressed air filter having 1/4" screwed BSP connections.

**Note:** If any optional extras are required they must be clearly specified when placing an order.

## Spare parts

The spare parts available are detailed below. No other parts are supplied as spares.

### Available spares

Bowl assembly	<b>A, B</b>
Element set 5 micron (packet of 3)	<b>B, C</b>
Bowl guard assembly	<b>X, Y, Z</b>

### How to order spares

Always order spares by using the description given in the column headed 'Available spares' and state the size and type of unit.

**Example:** 1 - Element set (5 microns) for a ¼" Spirax-Monnier MF2 miniature compressed air filter.

