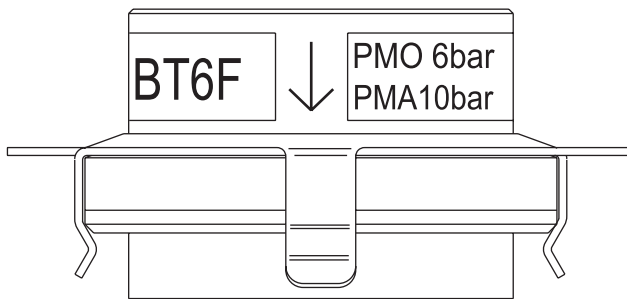


BT6F Steam Trap

Installation and Maintenance Instructions



Description

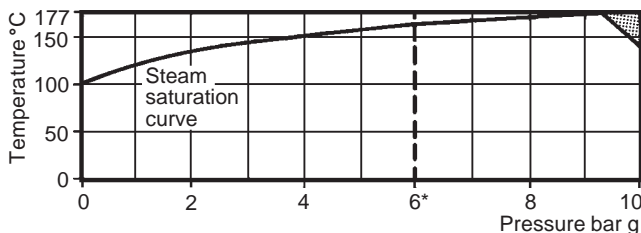
The Spirax Sarco BT6F balanced pressure steam trap is suitable for use on steam systems up to 6 bar g (87 psi g). It operates close to steam saturation temperature with little back-up of condensate.


The trap is manufactured in stainless steel and all parts in contact with condensate are 316L with minimal crevices for specific use in hygienic systems.

Limiting conditions (ISO 6552)

Body design conditions	PN10
PMA - Maximum allowable pressure	10 bar g
TMA - Maximum allowable temperature	177°C
Cold hydraulic test pressure	10.5 bar g

Operating range



 The product must not be used in this region.

*PMO - Maximum operating pressure (recommended).

Installation

The trap is designed to be fitted between flanges in vertical lines with the flow downwards so that it can be completely self-draining. Check flow arrow for correct orientation. Fittings and gaskets for pipe end connections are not supplied.

Do not expose the element to superheat conditions since over-expansion may result.

Maintenance

Before undertaking any maintenance on the trap it must be isolated from the supply line and return line and any pressure allowed to normalise to atmosphere. The trap assembly should then be allowed to cool.

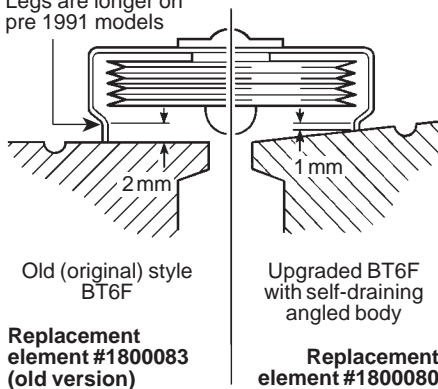
Note: The body and element must be handled carefully to ensure that the machined surfaces are not damaged.

Remove location clip. End connection with internal seat, gasket, and element assembly can then be removed for cleaning or replacement. Reassemble using new gasket and with valve head in position to close onto seat orifice. Replace and tighten location clip, and put back into service. Check for leaks and retighten as necessary.

A design change was made in 1991, and traps dated earlier use elements with longer legs as shown below. These longer legged elements will be marked with the letter 'L' on the frame.

Note:

Legs are longer on pre 1991 models



Diagrammatical sketch of old and new BT6F element set

Disposal

This product is recyclable. No ecological hazard is anticipated with the disposal of this product provided due care is taken.

Spare parts

The spare parts available are shown below.

Available spare

Element assembly	1
Seal	2

How to order spares

Always order spares by using the description given in the column headed 'Available spare' and stating the size and type of trap.

Example: 1- Element assembly for Spirax Sarco ½" BT6F steam trap.

