



Cert. No. LRQ 0963008

ISO 9001

# spirax/sarco

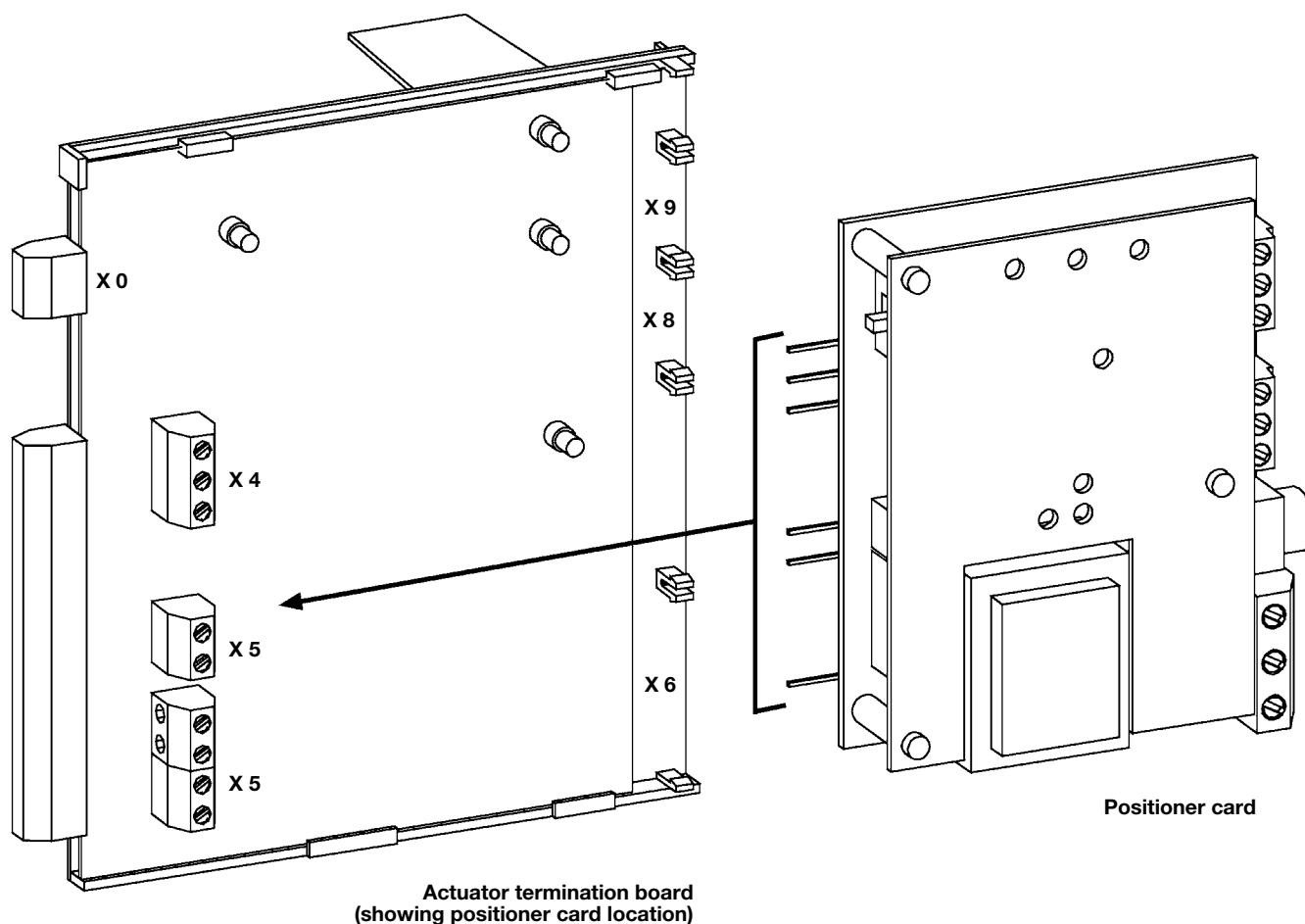
**TI-P358-06**  
CH Issue 5

## Accessories for EL5600 Series Actuators

### Available types and technical data

<b>EL5961</b> - 230 Vac positioner card	Power consumption 1 VA
<b>EL5962</b> - 115 Vac positioner card	Power consumption 1 VA
<b>EL5963</b> - 24 Vac positioner card (except for EL5643 and EL5653)	Power consumption 1 VA
<b>EL5964</b> - 24 Vac positioner card (For EL5633, EL5643 and EL5653 actuator only)	Power consumption 1 VA
<b>EL5951</b> - 2 auxiliary limit switches	2 off 5 A 230 Vac including cams, mounting kit, wiring and terminals
<b>EL5952</b> - Auxiliary feedback potentiometer	1 000 ohms including mounting kit and pinion (fitted as standard)
<b>EL5953</b> - Tandem feedback potentiometer	2 x 1 000 ohms including mounting kit and pinion
<b>EL5954</b> - 115 - 230 V anti-condense heater	
<b>EL5956</b> - 24 V anti-condense heater	

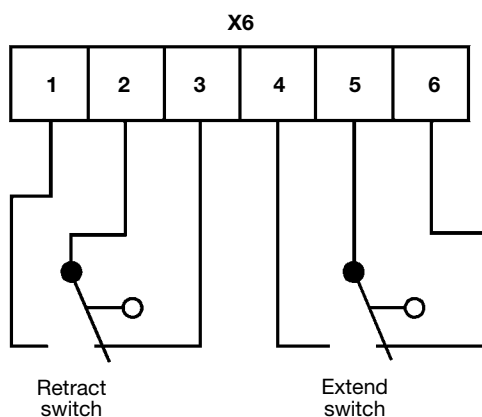
For information on EL5600 series actuators see TI-P358-07



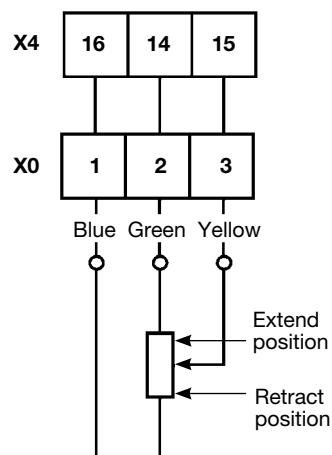
## Wiring diagrams

(Note: X0, X4, X5, X6, X8 and X9 refer to termination board location)

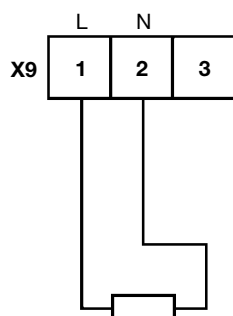
### EL5951 auxiliary switches



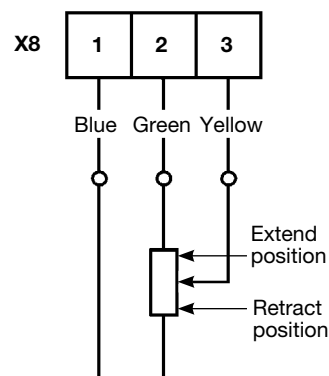
### EL5952 feedback potentiometer and EL5953 1st output from tandem potentiometer



### Anti-condense heater EL5954 110 - 250 V and EL5956 12 - 36 V



### EL5953 2nd output from tandem potentiometer



## Positioner card layout

### Positioners input impedance

Signal	Resistance
2 - 10 V	50 k $\Omega$
4 - 20 mA	100 $\Omega$

